

Contents

Click on title or page to go to that page

Total for All LGAs.....	3
Alpine Shire (including Shires of Moira and Towong)	4
Bass Coast Shire	5
Borough of Queenscliffe (including Surf Coast Shire).....	6
City of Ballarat.....	7
City of Banyule	8
City of Bayside	9
City of Boroondara (including City of Yarra)	10
City of Brimbank	11
City of Casey.....	12
City of Darebin	13
City of Frankston	14
City of Glen Eira.....	15
City of Greater Bendigo.....	16
City of Greater Dandenong.....	17
City of Greater Geelong.....	18
City of Greater Shepparton	19
City of Hobsons Bay.....	20
City of Hume.....	21
City of Kingston.....	22
City of Knox	23
City of La Trobe.....	24
City of Manningham.....	25
City of Maribyrnong.....	26
City of Maroondah.....	27
City of Melbourne.....	28
City of Monash	29
City of Moonee Valley.....	30
City of Moreland.....	31
City of Port Phillip.....	32
City of Stonnington.....	33
City of Warrnambool	34
City of Whitehorse.....	35
City of Whittlesea (including Shire of Nillumbik)	36
City of Wyndham.....	37
City of Yarra (including City of Boroondara)	38
Rural City of Ararat (including Shire of Glenelg)	39
Rural City of Benalla (including Rural Cities of Wangaratta and Wodonga)	40
Rural City of Horsham.....	41
Rural City of Mildura.....	42
Rural City of Swan Hill	43
Rual City of Wangaratta (including Rural Cities of Benalla and Wodonga)	44
Rural City of Wodonga (including Rural Cities of Benalla and Wangaratta)	45

Shire of Baw Baw (including Shire of Mansfield)	46
Shire of Campaspe (including Shires of Gannawarra and Strathbogie)	47
Shire of Cardinia (including Shire of South Gippsland).....	48
Shire of Central Goldfields (including Shire of Hepburn).....	49
Shire of Colac-Otway (including Shire of Corangamite)	50
Shire of Corangamite (including Shire of Colac - Otway)	51
Shire of East Gippsland	52
Shire of Gannawarra (including Shires of Campaspe and Strathbogie)	53
Shire of Glenelg (including Rural City of Ararat)	54
Shire of Hepburn (including Shire of Central Goldfields).....	55
Shire of Macedon Ranges (including Shire of Mitchell)	56
Shire of Mansfield (including Shire of Baw Baw)	57
Shire of Melton (including Shire of Moorabool).....	58
Shire of Mitchell (including Shire of Macedon).....	59
Shire of Moira (including Shires of Alpine and Towong).....	60
Shire of Moorabool (including Shire of Melton).....	61
Shire of Mornington Peninsula	62
Shire of Nillumbik (including City of Whittlesea)	63
Shire of Northern Grampians (including Shire of Southern Grampians)	64
Shire of South Gippsland (including Shire of Cardinia).....	65
Shire of Southern Grampians (including Shire of Northern Grampians)	66
Shire of Strathbogie (including Shires of Campaspe and Gannawarra)	67
Shire of Towong (including Shires of Alpine and Moira).....	68
Shire of Wellington.....	69
Shire of Yarra Ranges.....	70
Surf Coast Shire (including Borough of Queenscliffe).....	71

LOCAL GOVERNMENT AREA**TOTAL FOR ALL
LGAs****Clubs**

Number of Community Benefit Statements Lodged
(as at 13 January 2009)

275

2007-2008 Net Gaming Revenue ("NGR")

\$**915,499,899****Community Benefit Statements Claims****\$**

Category 1 - Employment Expenses	127,900,688
Category 2 - Gifts of Funds	5,521,368
Category 3 - Sponsorships	2,493,211
Category 4 - Gifts of goods to the community	807,106
Category 5 - Voluntary services provided to the community	14,966,423
Category 6 - Volunteer expenses	495,556
Category 7 - Activities subsidised	10,112,395
Category 8 - Fixed assets provided	33,277,079
Category 9 - Direct and Indirect costs	28,001,443
TOTAL	223,575,269

Percentage of NGR claimed for community purposes

24.42%

LOCAL GOVERNMENT AREA

**Alpine Shire
(including Shires of
Moira and
Towong)**

Clubs

Number of Community Benefit Statements Lodged
(as at 13 January 2009)

4

2007-2008 Net Gaming Revenue ("NGR")

**\$
4,900,148**

Community Benefit Statements Claims

\$

Category 1 - Employment Expenses	784,026
Category 2 - Gifts of Funds	14,701
Category 3 - Sponsorships	10,224
Category 4 - Gifts of goods to the community	1,732
Category 5 - Voluntary services provided to the community	5,892
Category 6 - Volunteer expenses	0
Category 7 - Activities subsidised	46,098
Category 8 - Fixed assets provided	121,355
Category 9 - Direct and Indirect costs	161,073
TOTAL	1,145,101

Percentage of NGR claimed for community purposes

23.37%

LOCAL GOVERNMENT AREA

Bass Coast Shire

Clubs

Number of Community Benefit Statements Lodged
(as at 13 January 2009)

5

2007-2008 Net Gaming Revenue ("NGR")

\$

15,054,480

Community Benefit Statements Claims

\$

Category 1 - Employment Expenses	2,765,966
Category 2 - Gifts of Funds	69,132
Category 3 - Sponsorships	56,806
Category 4 - Gifts of goods to the community	52,561
Category 5 - Voluntary services provided to the community	263,808
Category 6 - Volunteer expenses	1,126
Category 7 - Activities subsidised	281,185
Category 8 - Fixed assets provided	473,671
Category 9 - Direct and Indirect costs	352,906
TOTAL	4,317,162

Percentage of NGR claimed for community purposes

28.68%

LOCAL GOVERNMENT AREA

**Borough of
Queenscliffe
(including Surf
Coast Shire)**

Clubs

Number of Community Benefit Statements Lodged
(as at 13 January 2009)

3

2007-2008 Net Gaming Revenue ("NGR")

**\$
4,087,314**

Community Benefit Statements Claims

\$

Category 1 - Employment Expenses	739,817
Category 2 - Gifts of Funds	1,040
Category 3 - Sponsorships	355
Category 4 - Gifts of goods to the community	0
Category 5 - Voluntary services provided to the community	111,873
Category 6 - Volunteer expenses	0
Category 7 - Activities subsidised	59,234
Category 8 - Fixed assets provided	75,604
Category 9 - Direct and Indirect costs	157,695
TOTAL	1,145,618

Percentage of NGR claimed for community purposes

28.03%

LOCAL GOVERNMENT AREA

City of Ballarat

Clubs

Number of Community Benefit Statements Lodged
(as at 13 January 2009)

10

2007-2008 Net Gaming Revenue ("NGR")

\$

36,409,260

Community Benefit Statements Claims

\$

Category 1 - Employment Expenses	4,968,195
Category 2 - Gifts of Funds	151,042
Category 3 - Sponsorships	70,906
Category 4 - Gifts of goods to the community	1,108
Category 5 - Voluntary services provided to the community	248,502
Category 6 - Volunteer expenses	4,178
Category 7 - Activities subsidised	272,744
Category 8 - Fixed assets provided	1,030,519
Category 9 - Direct and Indirect costs	638,655
TOTAL	7,385,849

Percentage of NGR claimed for community purposes

20.29%

LOCAL GOVERNMENT AREA

City of Banyule

Clubs

Number of Community Benefit Statements Lodged
(as at 13 January 2009)

6

2007-2008 Net Gaming Revenue ("NGR")

**\$
15,803,114**

Community Benefit Statements Claims

\$

Category 1 - Employment Expenses	2,605,093
Category 2 - Gifts of Funds	6,321
Category 3 - Sponsorships	19,626
Category 4 - Gifts of goods to the community	5,630
Category 5 - Voluntary services provided to the community	796,150
Category 6 - Volunteer expenses	23,837
Category 7 - Activities subsidised	375,304
Category 8 - Fixed assets provided	334,472
Category 9 - Direct and Indirect costs	205,348
TOTAL	4,371,782

Percentage of NGR claimed for community purposes

27.66%

LOCAL GOVERNMENT AREA

City of Bayside

Clubs

Number of Community Benefit Statements Lodged
(as at 13 January 2009)

3

2007-2008 Net Gaming Revenue ("NGR")

**\$
3,051,413**

Community Benefit Statements Claims

\$

Category 1 - Employment Expenses	759,168
Category 2 - Gifts of Funds	3,969
Category 3 - Sponsorships	141
Category 4 - Gifts of goods to the community	6,084
Category 5 - Voluntary services provided to the community	130,255
Category 6 - Volunteer expenses	0
Category 7 - Activities subsidised	52,043
Category 8 - Fixed assets provided	5,351
Category 9 - Direct and Indirect costs	81,297
TOTAL	1,038,308

Percentage of NGR claimed for community purposes

34.03%

LOCAL GOVERNMENT AREA

**City of Boroondara
(including City of
Yarra)**

Clubs

Number of Community Benefit Statements Lodged
(as at 13 January 2009)

3

2007-2008 Net Gaming Revenue ("NGR")

**\$
7,893,648**

Community Benefit Statements Claims

\$

Category 1 - Employment Expenses	1,099,115
Category 2 - Gifts of Funds	5,213
Category 3 - Sponsorships	818
Category 4 - Gifts of goods to the community	0
Category 5 - Voluntary services provided to the community	0
Category 6 - Volunteer expenses	0
Category 7 - Activities subsidised	23,440
Category 8 - Fixed assets provided	30,869
Category 9 - Direct and Indirect costs	645,400
TOTAL	1,804,855

Percentage of NGR claimed for community purposes

22.86%

LOCAL GOVERNMENT AREA

City of Brimbank

Clubs

Number of Community Benefit Statements Lodged
(as at 13 January 2009)

6

2007-2008 Net Gaming Revenue ("NGR")

**\$
22,999,886**

Community Benefit Statements Claims


\$

Category 1 - Employment Expenses	3,609,913
Category 2 - Gifts of Funds	14,188
Category 3 - Sponsorships	117,506
Category 4 - Gifts of goods to the community	5,163
Category 5 - Voluntary services provided to the community	743,860
Category 6 - Volunteer expenses	0
Category 7 - Activities subsidised	220,506
Category 8 - Fixed assets provided	917,341
Category 9 - Direct and Indirect costs	1,387,721
TOTAL	7,016,198

Percentage of NGR claimed for community purposes

30.51%

LOCAL GOVERNMENT AREA



Clubs

Number of Community Benefit Statements Lodged
(as at 13 January 2009)

4

2007-2008 Net Gaming Revenue ("NGR")

**\$
19,455,981**

Community Benefit Statements Claims

\$

Category 1 - Employment Expenses	2,844,657
Category 2 - Gifts of Funds	180,774
Category 3 - Sponsorships	16,266
Category 4 - Gifts of goods to the community	5,041
Category 5 - Voluntary services provided to the community	305,528
Category 6 - Volunteer expenses	1,230
Category 7 - Activities subsidised	109,531
Category 8 - Fixed assets provided	1,107,757
Category 9 - Direct and Indirect costs	613,410
TOTAL	5,184,194

Percentage of NGR claimed for community purposes

26.65%

LOCAL GOVERNMENT AREA

City of Darebin

Clubs

Number of Community Benefit Statements Lodged
(as at 13 January 2009)

7

2007-2008 Net Gaming Revenue ("NGR")

**\$
12,484,499**

Community Benefit Statements Claims

\$

Category 1 - Employment Expenses	2,389,468
Category 2 - Gifts of Funds	58,999
Category 3 - Sponsorships	1,010
Category 4 - Gifts of goods to the community	7,618
Category 5 - Voluntary services provided to the community	575,332
Category 6 - Volunteer expenses	62,908
Category 7 - Activities subsidised	188,971
Category 8 - Fixed assets provided	520,115
Category 9 - Direct and Indirect costs	376,151
TOTAL	4,180,571

Percentage of NGR claimed for community purposes

33.49%

LOCAL GOVERNMENT AREA

City of Frankston

Clubs

Number of Community Benefit Statements Lodged
(as at 13 January 2009)

4

2007-2008 Net Gaming Revenue ("NGR")

**\$
14,239,975**

Community Benefit Statements Claims

\$

Category 1 - Employment Expenses	2,338,237
Category 2 - Gifts of Funds	54,110
Category 3 - Sponsorships	18,120
Category 4 - Gifts of goods to the community	96,914
Category 5 - Voluntary services provided to the community	601,080
Category 6 - Volunteer expenses	18,173
Category 7 - Activities subsidised	98,806
Category 8 - Fixed assets provided	326,767
Category 9 - Direct and Indirect costs	255,282
TOTAL	3,807,490

Percentage of NGR claimed for community purposes

26.74%

LOCAL GOVERNMENT AREA

City of Glen Eira

Clubs

Number of Community Benefit Statements Lodged
(as at 13 January 2009)

7

2007-2008 Net Gaming Revenue ("NGR")

\$

29,811,038

Community Benefit Statements Claims

\$

Category 1 - Employment Expenses	4,867,945
Category 2 - Gifts of Funds	52,412
Category 3 - Sponsorships	10,014
Category 4 - Gifts of goods to the community	4,653
Category 5 - Voluntary services provided to the community	149,582
Category 6 - Volunteer expenses	17,695
Category 7 - Activities subsidised	212,436
Category 8 - Fixed assets provided	624,475
Category 9 - Direct and Indirect costs	485,774
TOTAL	6,424,985

Percentage of NGR claimed for community purposes

21.55%

LOCAL GOVERNMENT AREA

**City of Greater
Bendigo**

Clubs

Number of Community Benefit Statements Lodged
(as at 13 January 2009)

6

2007-2008 Net Gaming Revenue ("NGR")

\$

27,651,389

Community Benefit Statements Claims

\$

Category 1 - Employment Expenses	3,122,950
Category 2 - Gifts of Funds	49,741
Category 3 - Sponsorships	113,986
Category 4 - Gifts of goods to the community	32,727
Category 5 - Voluntary services provided to the community	538,059
Category 6 - Volunteer expenses	5,381
Category 7 - Activities subsidised	271,288
Category 8 - Fixed assets provided	671,070
Category 9 - Direct and Indirect costs	603,377
TOTAL	5,408,579

Percentage of NGR claimed for community purposes

19.56%

LOCAL GOVERNMENT AREA

**City of Greater
Dandenong**

Clubs

Number of Community Benefit Statements Lodged

14

(as at 13 January 2009)

\$

2007-2008 Net Gaming Revenue ("NGR")

48,602,030

Community Benefit Statements Claims

\$

Category 1 - Employment Expenses	6,342,727
Category 2 - Gifts of Funds	269,753
Category 3 - Sponsorships	126,035
Category 4 - Gifts of goods to the community	12,188
Category 5 - Voluntary services provided to the community	640,875
Category 6 - Volunteer expenses	3,746
Category 7 - Activities subsidised	464,762
Category 8 - Fixed assets provided	1,551,597
Category 9 - Direct and Indirect costs	830,119
TOTAL	10,241,802

Percentage of NGR claimed for community purposes

21.07%

LOCAL GOVERNMENT AREA

**City of Greater
Geelong**

Clubs

Number of Community Benefit Statements Lodged

14

(as at 13 January 2009)

\$

2007-2008 Net Gaming Revenue ("NGR")

48,602,030

Community Benefit Statements Claims

\$

Category 1 - Employment Expenses	6,342,727
Category 2 - Gifts of Funds	269,753
Category 3 - Sponsorships	126,035
Category 4 - Gifts of goods to the community	12,188
Category 5 - Voluntary services provided to the community	640,875
Category 6 - Volunteer expenses	3,746
Category 7 - Activities subsidised	464,762
Category 8 - Fixed assets provided	1,551,597
Category 9 - Direct and Indirect costs	830,119
TOTAL	10,241,802

Percentage of NGR claimed for community purposes

21.07%

LOCAL GOVERNMENT AREA

**City of Greater
Shepparton**

Clubs

Number of Community Benefit Statements Lodged
(as at 13 January 2009)

4

2007-2008 Net Gaming Revenue ("NGR")

**\$
13,814,910**

Community Benefit Statements Claims

\$

Category 1 - Employment Expenses	2,249,081
Category 2 - Gifts of Funds	21,050
Category 3 - Sponsorships	12,810
Category 4 - Gifts of goods to the community	16,795
Category 5 - Voluntary services provided to the community	98,154
Category 6 - Volunteer expenses	4,079
Category 7 - Activities subsidised	174,811
Category 8 - Fixed assets provided	1,145,679
Category 9 - Direct and Indirect costs	436,148
TOTAL	4,158,608

Percentage of NGR claimed for community purposes

30.10%

LOCAL GOVERNMENT AREA

**City of Hobsons
Bay**

Clubs

Number of Community Benefit Statements Lodged

8

(as at 13 January 2009)

2007-2008 Net Gaming Revenue ("NGR")

\$

33,917,748

Community Benefit Statements Claims

\$

Category 1 - Employment Expenses	4,051,624
Category 2 - Gifts of Funds	61,310
Category 3 - Sponsorships	25,182
Category 4 - Gifts of goods to the community	11,676
Category 5 - Voluntary services provided to the community	449,860
Category 6 - Volunteer expenses	9,051
Category 7 - Activities subsidised	242,672
Category 8 - Fixed assets provided	1,611,284
Category 9 - Direct and Indirect costs	1,174,172
TOTAL	7,636,830

Percentage of NGR claimed for community purposes

22.52%

LOCAL GOVERNMENT AREA



Clubs

Number of Community Benefit Statements Lodged
(as at 13 January 2009)

5

2007-2008 Net Gaming Revenue ("NGR")

**\$
19,485,209**

Community Benefit Statements Claims

\$

Category 1 - Employment Expenses	2,772,513
Category 2 - Gifts of Funds	11,066
Category 3 - Sponsorships	166,494
Category 4 - Gifts of goods to the community	190
Category 5 - Voluntary services provided to the community	97,340
Category 6 - Volunteer expenses	1,692
Category 7 - Activities subsidised	384,612
Category 8 - Fixed assets provided	265,659
Category 9 - Direct and Indirect costs	480,100
TOTAL	4,179,666

Percentage of NGR claimed for community purposes

21.45%

LOCAL GOVERNMENT AREA

City of Kingston

Clubs

Number of Community Benefit Statements Lodged
(as at 13 January 2009)

9

2007-2008 Net Gaming Revenue ("NGR")

\$

24,839,004

Community Benefit Statements Claims


\$

Category 1 - Employment Expenses	3,263,391
Category 2 - Gifts of Funds	39,361
Category 3 - Sponsorships	193,519
Category 4 - Gifts of goods to the community	16,861
Category 5 - Voluntary services provided to the community	764,680
Category 6 - Volunteer expenses	32,203
Category 7 - Activities subsidised	781,685
Category 8 - Fixed assets provided	778,529
Category 9 - Direct and Indirect costs	382,441
TOTAL	6,252,670

Percentage of NGR claimed for community purposes

25.17%

LOCAL GOVERNMENT AREA



Clubs

Number of Community Benefit Statements Lodged
(as at 13 January 2009)

4

2007-2008 Net Gaming Revenue ("NGR")

**\$
18,334,030**

Community Benefit Statements Claims


\$

Category 1 - Employment Expenses	2,243,698
Category 2 - Gifts of Funds	11,830
Category 3 - Sponsorships	28,151
Category 4 - Gifts of goods to the community	18,111
Category 5 - Voluntary services provided to the community	5,484
Category 6 - Volunteer expenses	0
Category 7 - Activities subsidised	176,700
Category 8 - Fixed assets provided	894,199
Category 9 - Direct and Indirect costs	247,749
TOTAL	3,625,922

Percentage of NGR claimed for community purposes

19.78%

LOCAL GOVERNMENT AREA



Clubs

Number of Community Benefit Statements Lodged
(as at 13 January 2009)

10

2007-2008 Net Gaming Revenue ("NGR")

**\$
31,968,062**

Community Benefit Statements Claims


\$

Category 1 - Employment Expenses	4,423,753
Category 2 - Gifts of Funds	49,910
Category 3 - Sponsorships	44,260
Category 4 - Gifts of goods to the community	45,616
Category 5 - Voluntary services provided to the community	593,554
Category 6 - Volunteer expenses	47,327
Category 7 - Activities subsidised	216,491
Category 8 - Fixed assets provided	1,068,875
Category 9 - Direct and Indirect costs	604,408
TOTAL	7,094,194

Percentage of NGR claimed for community purposes

22.19%

LOCAL GOVERNMENT AREA



Clubs

Number of Community Benefit Statements Lodged
(as at 13 January 2009)

4

2007-2008 Net Gaming Revenue ("NGR")

**\$
19,258,975**

Community Benefit Statements Claims

\$

Category 1 - Employment Expenses	2,883,152
Category 2 - Gifts of Funds	16,647
Category 3 - Sponsorships	39,502
Category 4 - Gifts of goods to the community	0
Category 5 - Voluntary services provided to the community	93,943
Category 6 - Volunteer expenses	0
Category 7 - Activities subsidised	88,558
Category 8 - Fixed assets provided	446,194
Category 9 - Direct and Indirect costs	164,271
TOTAL	3,732,267

Percentage of NGR claimed for community purposes

19.38%

LOCAL GOVERNMENT AREA

**City of
Maribyrnong**

Clubs

Number of Community Benefit Statements Lodged
(as at 13 January 2009)

5

2007-2008 Net Gaming Revenue ("NGR")

\$

20,226,811

Community Benefit Statements Claims

\$

Category 1 - Employment Expenses	2,382,461
Category 2 - Gifts of Funds	4,616
Category 3 - Sponsorships	15,159
Category 4 - Gifts of goods to the community	11,574
Category 5 - Voluntary services provided to the community	211,794
Category 6 - Volunteer expenses	1,177
Category 7 - Activities subsidised	143,159
Category 8 - Fixed assets provided	987,833
Category 9 - Direct and Indirect costs	478,250
TOTAL	4,236,022

Percentage of NGR claimed for community purposes

20.94%

LOCAL GOVERNMENT AREA

City of Maroondah

Clubs

Number of Community Benefit Statements Lodged
(as at 13 January 2009)

7

2007-2008 Net Gaming Revenue ("NGR")

\$

26,197,327

Community Benefit Statements Claims

\$

Category 1 - Employment Expenses	3,538,741
Category 2 - Gifts of Funds	45,953
Category 3 - Sponsorships	55,698
Category 4 - Gifts of goods to the community	7,956
Category 5 - Voluntary services provided to the community	222,099
Category 6 - Volunteer expenses	4,161
Category 7 - Activities subsidised	311,070
Category 8 - Fixed assets provided	872,859
Category 9 - Direct and Indirect costs	800,529
TOTAL	5,859,066

Percentage of NGR claimed for community purposes

22.37%

LOCAL GOVERNMENT AREA

City of Melbourne

Clubs

Number of Community Benefit Statements Lodged
(as at 13 January 2009)

6

2007-2008 Net Gaming Revenue ("NGR")

**\$
19,369,241**

Community Benefit Statements Claims

\$

Category 1 - Employment Expenses	2,732,638
Category 2 - Gifts of Funds	921,756
Category 3 - Sponsorships	16,588
Category 4 - Gifts of goods to the community	0
Category 5 - Voluntary services provided to the community	176,528
Category 6 - Volunteer expenses	0
Category 7 - Activities subsidised	20,602
Category 8 - Fixed assets provided	189,514
Category 9 - Direct and Indirect costs	25,113
TOTAL	4,082,739

Percentage of NGR claimed for community purposes

21.08%

LOCAL GOVERNMENT AREA**City of Monash****Clubs**

Number of Community Benefit Statements Lodged
(as at 13 January 2009)

6

2007-2008 Net Gaming Revenue ("NGR")

\$
37,494,967

Community Benefit Statements Claims**\$**

Category 1 - Employment Expenses	3,827,140
Category 2 - Gifts of Funds	113,554
Category 3 - Sponsorships	130,877
Category 4 - Gifts of goods to the community	66,502
Category 5 - Voluntary services provided to the community	849,730
Category 6 - Volunteer expenses	9,519
Category 7 - Activities subsidised	373,253
Category 8 - Fixed assets provided	2,175,406
Category 9 - Direct and Indirect costs	2,785,291
TOTAL	10,331,273

Percentage of NGR claimed for community purposes

27.55%

LOCAL GOVERNMENT AREA

**City of Moonee
Valley**

Clubs

Number of Community Benefit Statements Lodged
(as at 13 January 2009)

5

2007-2008 Net Gaming Revenue ("NGR")

\$

23,723,121

Community Benefit Statements Claims

\$

Category 1 - Employment Expenses	4,284,049
Category 2 - Gifts of Funds	154,338
Category 3 - Sponsorships	51,845
Category 4 - Gifts of goods to the community	27,499
Category 5 - Voluntary services provided to the community	146,030
Category 6 - Volunteer expenses	6,929
Category 7 - Activities subsidised	366,507
Category 8 - Fixed assets provided	394,795
Category 9 - Direct and Indirect costs	3,435,980
TOTAL	8,867,972

Percentage of NGR claimed for community purposes

37.38%

LOCAL GOVERNMENT AREA

City of Moreland

Clubs

Number of Community Benefit Statements Lodged
(as at 13 January 2009)

7

2007-2008 Net Gaming Revenue ("NGR")

**\$
19,311,848**

Community Benefit Statements Claims

\$

Category 1 - Employment Expenses	3,449,105
Category 2 - Gifts of Funds	46,067
Category 3 - Sponsorships	9,803
Category 4 - Gifts of goods to the community	9,667
Category 5 - Voluntary services provided to the community	506,200
Category 6 - Volunteer expenses	7,604
Category 7 - Activities subsidised	238,585
Category 8 - Fixed assets provided	725,800
Category 9 - Direct and Indirect costs	373,738
TOTAL	5,366,569

Percentage of NGR claimed for community purposes

27.79%

LOCAL GOVERNMENT AREA

City of Port Phillip

Clubs

Number of Community Benefit Statements Lodged
(as at 13 January 2009)

4

2007-2008 Net Gaming Revenue ("NGR")

**\$
10,871,718**

Community Benefit Statements Claims

\$

Category 1 - Employment Expenses	1,715,386
Category 2 - Gifts of Funds	769
Category 3 - Sponsorships	1,540
Category 4 - Gifts of goods to the community	4,101
Category 5 - Voluntary services provided to the community	28,533
Category 6 - Volunteer expenses	3,580
Category 7 - Activities subsidised	50,057
Category 8 - Fixed assets provided	112,386
Category 9 - Direct and Indirect costs	860,828
TOTAL	2,777,180

Percentage of NGR claimed for community purposes

25.54%

LOCAL GOVERNMENT AREA

City of Stonnington

Clubs

Number of Community Benefit Statements Lodged
(as at 13 January 2009)

3

2007-2008 Net Gaming Revenue ("NGR")

**\$
5,754,026**

Community Benefit Statements Claims

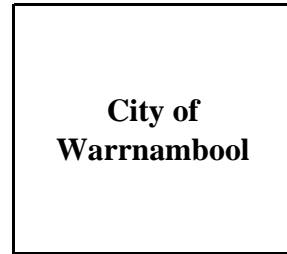
\$

Category 1 - Employment Expenses	863,222
Category 2 - Gifts of Funds	15,509
Category 3 - Sponsorships	441
Category 4 - Gifts of goods to the community	0
Category 5 - Voluntary services provided to the community	293,440
Category 6 - Volunteer expenses	0
Category 7 - Activities subsidised	3,590
Category 8 - Fixed assets provided	335,870
Category 9 - Direct and Indirect costs	94,283
TOTAL	1,606,355

Percentage of NGR claimed for community purposes

27.92%

LOCAL GOVERNMENT AREA



Clubs

Number of Community Benefit Statements Lodged
(as at 13 January 2009)

4

2007-2008 Net Gaming Revenue ("NGR")

**\$
10,886,021**

Community Benefit Statements Claims

\$

Category 1 - Employment Expenses	1,452,250
Category 2 - Gifts of Funds	26,069
Category 3 - Sponsorships	19,973
Category 4 - Gifts of goods to the community	737
Category 5 - Voluntary services provided to the community	82,538
Category 6 - Volunteer expenses	2,709
Category 7 - Activities subsidised	36,934
Category 8 - Fixed assets provided	587,839
Category 9 - Direct and Indirect costs	293,369
TOTAL	2,502,418

Percentage of NGR claimed for community purposes

22.99%

LOCAL GOVERNMENT AREA

City of Whitehorse

Clubs

Number of Community Benefit Statements Lodged
(as at 13 January 2009)

3

2007-2008 Net Gaming Revenue ("NGR")

**\$
10,827,061**

Community Benefit Statements Claims

\$

Category 1 - Employment Expenses	1,297,750
Category 2 - Gifts of Funds	77,133
Category 3 - Sponsorships	0
Category 4 - Gifts of goods to the community	83,834
Category 5 - Voluntary services provided to the community	575,580
Category 6 - Volunteer expenses	24,877
Category 7 - Activities subsidised	297,343
Category 8 - Fixed assets provided	725,341
Category 9 - Direct and Indirect costs	210,284
TOTAL	3,292,142

Percentage of NGR claimed for community purposes

30.41%

LOCAL GOVERNMENT AREA

**City of Whittlesea
(including Shire of
Nillumbik)**

Clubs

Number of Community Benefit Statements Lodged
(as at 13 January 2009)

6

2007-2008 Net Gaming Revenue ("NGR")

\$

14,429,520

Community Benefit Statements Claims

\$

Category 1 - Employment Expenses	2,208,290
Category 2 - Gifts of Funds	43,939
Category 3 - Sponsorships	13,592
Category 4 - Gifts of goods to the community	14,188
Category 5 - Voluntary services provided to the community	352,790
Category 6 - Volunteer expenses	2,331
Category 7 - Activities subsidised	201,152
Category 8 - Fixed assets provided	274,711
Category 9 - Direct and Indirect costs	530,917
TOTAL	3,641,910

Percentage of NGR claimed for community purposes

25.24%

LOCAL GOVERNMENT AREA

City of Wyndham

Clubs

Number of Community Benefit Statements Lodged
(as at 13 January 2009)

6

2007-2008 Net Gaming Revenue ("NGR")

**\$
27,959,780**

Community Benefit Statements Claims

\$

Category 1 - Employment Expenses	3,210,674
Category 2 - Gifts of Funds	55,849
Category 3 - Sponsorships	106,167
Category 4 - Gifts of goods to the community	9,532
Category 5 - Voluntary services provided to the community	891,163
Category 6 - Volunteer expenses	13,315
Category 7 - Activities subsidised	590,260
Category 8 - Fixed assets provided	935,169
Category 9 - Direct and Indirect costs	469,875
TOTAL	6,282,005

Percentage of NGR claimed for community purposes

22.47%

LOCAL GOVERNMENT AREA

**City of Yarra
(including City of
Boroondara)**

Clubs

Number of Community Benefit Statements Lodged
(as at 13 January 2009)

3

2007-2008 Net Gaming Revenue ("NGR")

**\$
7,893,648**

Community Benefit Statements Claims

\$

Category 1 - Employment Expenses	1,099,115
Category 2 - Gifts of Funds	5,213
Category 3 - Sponsorships	818
Category 4 - Gifts of goods to the community	0
Category 5 - Voluntary services provided to the community	0
Category 6 - Volunteer expenses	0
Category 7 - Activities subsidised	23,440
Category 8 - Fixed assets provided	30,869
Category 9 - Direct and Indirect costs	645,400
TOTAL	1,804,855

Percentage of NGR claimed for community purposes

22.86%

LOCAL GOVERNMENT AREA

**Rural City of
Ararat
(including Shire of
Glenelg)**

Clubs

Number of Community Benefit Statements Lodged
(as at 13 January 2009)

4

2007-2008 Net Gaming Revenue ("NGR")

**\$
8,155,830**

Community Benefit Statements Claims

\$

Category 1 - Employment Expenses	1,237,037
Category 2 - Gifts of Funds	28,430
Category 3 - Sponsorships	4,650
Category 4 - Gifts of goods to the community	31,075
Category 5 - Voluntary services provided to the community	171,980
Category 6 - Volunteer expenses	17,954
Category 7 - Activities subsidised	62,852
Category 8 - Fixed assets provided	415,143
Category 9 - Direct and Indirect costs	169,622
TOTAL	2,138,743

Percentage of NGR claimed for community purposes

26.22%

LOCAL GOVERNMENT AREA

**Rural City of
Benalla
(including Rural
Cities of
Wangaratta and
Wodonga)**

Clubs

Number of Community Benefit Statements Lodged
(as at 13 January 2009)

5

2007-2008 Net Gaming Revenue ("NGR")

**\$
7,515,406**

Community Benefit Statements Claims

\$

Category 1 - Employment Expenses	1,310,512
Category 2 - Gifts of Funds	38,486
Category 3 - Sponsorships	37,730
Category 4 - Gifts of goods to the community	2,180
Category 5 - Voluntary services provided to the community	182,358
Category 6 - Volunteer expenses	8,554
Category 7 - Activities subsidised	59,902
Category 8 - Fixed assets provided	249,700
Category 9 - Direct and Indirect costs	234,978
TOTAL	2,124,399

Percentage of NGR claimed for community purposes

28.27%

LOCAL GOVERNMENT AREA

**Rural City of
Horsham**

Clubs

Number of Community Benefit Statements Lodged
(as at 13 January 2009)

3

2007-2008 Net Gaming Revenue ("NGR")

**\$
7,350,399**

Community Benefit Statements Claims

\$

Category 1 - Employment Expenses	997,798
Category 2 - Gifts of Funds	95,504
Category 3 - Sponsorships	56,753
Category 4 - Gifts of goods to the community	9,146
Category 5 - Voluntary services provided to the community	71,517
Category 6 - Volunteer expenses	184
Category 7 - Activities subsidised	142,569
Category 8 - Fixed assets provided	238,131
Category 9 - Direct and Indirect costs	194,064
TOTAL	1,805,666

Percentage of NGR claimed for community purposes

24.57%

LOCAL GOVERNMENT AREA

**Rural City of
Mildura**

Clubs

Number of Community Benefit Statements Lodged

6

(as at 13 January 2009)

\$

2007-2008 Net Gaming Revenue ("NGR")

12,151,503

Community Benefit Statements Claims

\$

Category 1 - Employment Expenses	1,653,399
Category 2 - Gifts of Funds	59,786
Category 3 - Sponsorships	25,556
Category 4 - Gifts of goods to the community	32,068
Category 5 - Voluntary services provided to the community	228,582
Category 6 - Volunteer expenses	0
Category 7 - Activities subsidised	100,618
Category 8 - Fixed assets provided	633,039
Category 9 - Direct and Indirect costs	259,242
TOTAL	2,992,290

Percentage of NGR claimed for community purposes

24.62%

LOCAL GOVERNMENT AREA

**Rural City of Swan
Hill**

Clubs

Number of Community Benefit Statements Lodged

3

(as at 13 January 2009)

2007-2008 Net Gaming Revenue ("NGR")

**\$
5,124,312**

Community Benefit Statements Claims

\$

Category 1 - Employment Expenses	725,908
Category 2 - Gifts of Funds	9,582
Category 3 - Sponsorships	5,864
Category 4 - Gifts of goods to the community	14,719
Category 5 - Voluntary services provided to the community	96,038
Category 6 - Volunteer expenses	668
Category 7 - Activities subsidised	23,342
Category 8 - Fixed assets provided	265,606
Category 9 - Direct and Indirect costs	252,054
TOTAL	1,393,780

Percentage of NGR claimed for community purposes

27.20%

LOCAL GOVERNMENT AREA

**Rural City of
Wangaratta
(including Rural
Cities of Benalla
and Wodonga)**

Clubs

Number of Community Benefit Statements Lodged
(as at 13 January 2009)

5

2007-2008 Net Gaming Revenue ("NGR")

**\$
7,515,406**

Community Benefit Statements Claims

\$

Category 1 - Employment Expenses	1,310,512
Category 2 - Gifts of Funds	38,486
Category 3 - Sponsorships	37,730
Category 4 - Gifts of goods to the community	2,180
Category 5 - Voluntary services provided to the community	182,358
Category 6 - Volunteer expenses	8,554
Category 7 - Activities subsidised	59,902
Category 8 - Fixed assets provided	249,700
Category 9 - Direct and Indirect costs	234,978
TOTAL	2,124,399

Percentage of NGR claimed for community purposes

28.27%

LOCAL GOVERNMENT AREA

**Rural City of
Wodonga
(including Rural
Cities of Benalla
and Wangaratta)**

Clubs

Number of Community Benefit Statements Lodged
(as at 13 January 2009)

5

2007-2008 Net Gaming Revenue ("NGR")

**\$
7,515,406**

Community Benefit Statements Claims

\$

Category 1 - Employment Expenses	1,310,512
Category 2 - Gifts of Funds	38,486
Category 3 - Sponsorships	37,730
Category 4 - Gifts of goods to the community	2,180
Category 5 - Voluntary services provided to the community	182,358
Category 6 - Volunteer expenses	8,554
Category 7 - Activities subsidised	59,902
Category 8 - Fixed assets provided	249,700
Category 9 - Direct and Indirect costs	234,978
TOTAL	2,124,399

Percentage of NGR claimed for community purposes

28.27%

LOCAL GOVERNMENT AREA

**Shire of Baw Baw
(including Shire of
Mansfield)**

Clubs

Number of Community Benefit Statements Lodged
(as at 13 January 2009)

3

2007-2008 Net Gaming Revenue ("NGR")

**\$
9,362,029**

Community Benefit Statements Claims

\$

Category 1 - Employment Expenses	1,373,641
Category 2 - Gifts of Funds	9,353
Category 3 - Sponsorships	2,450
Category 4 - Gifts of goods to the community	828
Category 5 - Voluntary services provided to the community	10,703
Category 6 - Volunteer expenses	17,470
Category 7 - Activities subsidised	188,442
Category 8 - Fixed assets provided	138,126
Category 9 - Direct and Indirect costs	327,012
TOTAL	2,068,025

Percentage of NGR claimed for community purposes

22.09%

LOCAL GOVERNMENT AREA

**Shire of Campaspe
(including Shires of
Gannawarra and
Strathbogie)**

Clubs

Number of Community Benefit Statements Lodged
(as at 13 January 2009)

4

2007-2008 Net Gaming Revenue ("NGR")

**\$
9,777,948**

Community Benefit Statements Claims

\$

Category 1 - Employment Expenses	1,445,459
Category 2 - Gifts of Funds	13,733
Category 3 - Sponsorships	169,806
Category 4 - Gifts of goods to the community	1,837
Category 5 - Voluntary services provided to the community	22,359
Category 6 - Volunteer expenses	2,500
Category 7 - Activities subsidised	278,504
Category 8 - Fixed assets provided	344,421
Category 9 - Direct and Indirect costs	97,006
TOTAL	2,375,626

Percentage of NGR claimed for community purposes

24.30%

LOCAL GOVERNMENT AREA

**Shire of Cardinia
(including Shire of
South Gippsland)**

Clubs

Number of Community Benefit Statements Lodged
(as at 13 January 2009)

4

2007-2008 Net Gaming Revenue ("NGR")

\$

14,293,054

Community Benefit Statements Claims

\$

Category 1 - Employment Expenses	2,080,110
Category 2 - Gifts of Funds	101,385
Category 3 - Sponsorships	2,679
Category 4 - Gifts of goods to the community	24,107
Category 5 - Voluntary services provided to the community	87,065
Category 6 - Volunteer expenses	2,084
Category 7 - Activities subsidised	181,429
Category 8 - Fixed assets provided	2,059,454
Category 9 - Direct and Indirect costs	909,021
TOTAL	5,447,334

Percentage of NGR claimed for community purposes

38.11%

LOCAL GOVERNMENT AREA

**Shire of Central
Goldfields
(including Shire of
Hepburn)**

Clubs

Number of Community Benefit Statements Lodged
(as at 13 January 2009)

3

2007-2008 Net Gaming Revenue ("NGR")

**\$
8,643,444**

Community Benefit Statements Claims

\$

Category 1 - Employment Expenses	1,386,093
Category 2 - Gifts of Funds	23,706
Category 3 - Sponsorships	3,872
Category 4 - Gifts of goods to the community	31,625
Category 5 - Voluntary services provided to the community	133,925
Category 6 - Volunteer expenses	1,300
Category 7 - Activities subsidised	26,090
Category 8 - Fixed assets provided	638,767
Category 9 - Direct and Indirect costs	427,178
TOTAL	2,672,556

Percentage of NGR claimed for community purposes

30.92%

LOCAL GOVERNMENT AREA

**Shire of Colac-
Otway
(including Shire of
Corangamite)**

Clubs

Number of Community Benefit Statements Lodged
(as at 13 January 2009)

4

2007-2008 Net Gaming Revenue ("NGR")

**\$
3,983,568**

Community Benefit Statements Claims

\$

Category 1 - Employment Expenses	697,689
Category 2 - Gifts of Funds	855
Category 3 - Sponsorships	6,987
Category 4 - Gifts of goods to the community	448
Category 5 - Voluntary services provided to the community	109,227
Category 6 - Volunteer expenses	3,095
Category 7 - Activities subsidised	24,615
Category 8 - Fixed assets provided	189,122
Category 9 - Direct and Indirect costs	216,540
TOTAL	1,248,578

Percentage of NGR claimed for community purposes

31.34%

LOCAL GOVERNMENT AREA

**Shire of
Corangamite
(including Shire of
Colac-Otway)**

Clubs

Number of Community Benefit Statements Lodged
(as at 13 January 2009)

4

2007-2008 Net Gaming Revenue ("NGR")

**\$
3,983,568**

Community Benefit Statements Claims

\$

Category 1 - Employment Expenses	697,689
Category 2 - Gifts of Funds	855
Category 3 - Sponsorships	6,987
Category 4 - Gifts of goods to the community	448
Category 5 - Voluntary services provided to the community	109,227
Category 6 - Volunteer expenses	3,095
Category 7 - Activities subsidised	24,615
Category 8 - Fixed assets provided	189,122
Category 9 - Direct and Indirect costs	216,540
TOTAL	1,248,578

Percentage of NGR claimed for community purposes

31.34%

LOCAL GOVERNMENT AREA

**Shire of East
Gippsland**

Clubs

Number of Community Benefit Statements Lodged

8

(as at 13 January 2009)

\$

2007-2008 Net Gaming Revenue ("NGR")

19,909,583

Community Benefit Statements Claims

\$

Category 1 - Employment Expenses	2,900,901
Category 2 - Gifts of Funds	20,519
Category 3 - Sponsorships	43,402
Category 4 - Gifts of goods to the community	4,741
Category 5 - Voluntary services provided to the community	429,291
Category 6 - Volunteer expenses	27,742
Category 7 - Activities subsidised	258,855
Category 8 - Fixed assets provided	1,151,566
Category 9 - Direct and Indirect costs	461,152
TOTAL	5,298,169

Percentage of NGR claimed for community purposes

26.61%

LOCAL GOVERNMENT AREA

**Shire of
Gannawarra
(including Shires of
Campaspe and
Strathbogie)**

Clubs

Number of Community Benefit Statements Lodged
(as at 13 January 2009)

4

2007-2008 Net Gaming Revenue ("NGR")

**\$
9,777,948**

Community Benefit Statements Claims

\$

Category 1 - Employment Expenses	1,445,459
Category 2 - Gifts of Funds	13,733
Category 3 - Sponsorships	169,806
Category 4 - Gifts of goods to the community	1,837
Category 5 - Voluntary services provided to the community	22,359
Category 6 - Volunteer expenses	2,500
Category 7 - Activities subsidised	278,504
Category 8 - Fixed assets provided	344,421
Category 9 - Direct and Indirect costs	97,006
TOTAL	2,375,626

Percentage of NGR claimed for community purposes

24.30%

LOCAL GOVERNMENT AREA

**Shire of Glenelg
(including Rural
City of Ararat)**

Clubs

Number of Community Benefit Statements Lodged
(as at 13 January 2009)

4

2007-2008 Net Gaming Revenue ("NGR")

**\$
8,155,830**

Community Benefit Statements Claims

\$

Category 1 - Employment Expenses	1,237,037
Category 2 - Gifts of Funds	28,430
Category 3 - Sponsorships	4,650
Category 4 - Gifts of goods to the community	31,075
Category 5 - Voluntary services provided to the community	171,980
Category 6 - Volunteer expenses	17,954
Category 7 - Activities subsidised	62,852
Category 8 - Fixed assets provided	415,143
Category 9 - Direct and Indirect costs	169,622
TOTAL	2,138,743

Percentage of NGR claimed for community purposes

26.22%

LOCAL GOVERNMENT AREA

**Shire of Hepburn
(including Shire of
Central Goldfields)**

Clubs

Number of Community Benefit Statements Lodged

3

(as at 13 January 2009)

\$

2007-2008 Net Gaming Revenue ("NGR")

8,643,444

Community Benefit Statements Claims

\$

Category 1 - Employment Expenses	1,386,093
Category 2 - Gifts of Funds	23,706
Category 3 - Sponsorships	3,872
Category 4 - Gifts of goods to the community	31,625
Category 5 - Voluntary services provided to the community	133,925
Category 6 - Volunteer expenses	1,300
Category 7 - Activities subsidised	26,090
Category 8 - Fixed assets provided	638,767
Category 9 - Direct and Indirect costs	427,178
TOTAL	2,672,556

Percentage of NGR claimed for community purposes

30.92%

LOCAL GOVERNMENT AREA

**Shire of Macedon
Ranges (including
Shire of Mitchell)**

Clubs

Number of Community Benefit Statements Lodged
(as at 13 January 2009)

4

2007-2008 Net Gaming Revenue ("NGR")

\$

12,193,354

Community Benefit Statements Claims

\$

Category 1 - Employment Expenses	1,884,776
Category 2 - Gifts of Funds	36,369
Category 3 - Sponsorships	15,714
Category 4 - Gifts of goods to the community	8,846
Category 5 - Voluntary services provided to the community	146,424
Category 6 - Volunteer expenses	10,046
Category 7 - Activities subsidised	141,238
Category 8 - Fixed assets provided	456,627
Category 9 - Direct and Indirect costs	160,515
TOTAL	2,860,555

Percentage of NGR claimed for community purposes

23.46%

LOCAL GOVERNMENT AREA

**Shire of Mansfield
(including Shire of
Baw Baw)**

Clubs

Number of Community Benefit Statements Lodged
(as at 13 January 2009)

3

2007-2008 Net Gaming Revenue ("NGR")

**\$
9,362,029**

Community Benefit Statements Claims

\$

Category 1 - Employment Expenses	1,373,641
Category 2 - Gifts of Funds	9,353
Category 3 - Sponsorships	2,450
Category 4 - Gifts of goods to the community	828
Category 5 - Voluntary services provided to the community	10,703
Category 6 - Volunteer expenses	17,470
Category 7 - Activities subsidised	188,442
Category 8 - Fixed assets provided	138,126
Category 9 - Direct and Indirect costs	327,012
TOTAL	2,068,025

Percentage of NGR claimed for community purposes

22.09%

LOCAL GOVERNMENT AREA

**Shire of Melton
(including Shire of
Moorabool)**

Clubs

Number of Community Benefit Statements Lodged
(as at 13 January 2009)

4

2007-2008 Net Gaming Revenue ("NGR")

**\$
16,027,819**

Community Benefit Statements Claims

\$

Category 1 - Employment Expenses	1,929,808
Category 2 - Gifts of Funds	573
Category 3 - Sponsorships	143,538
Category 4 - Gifts of goods to the community	17,269
Category 5 - Voluntary services provided to the community	142,070
Category 6 - Volunteer expenses	0
Category 7 - Activities subsidised	150,991
Category 8 - Fixed assets provided	437,601
Category 9 - Direct and Indirect costs	466,698
TOTAL	3,288,548

Percentage of NGR claimed for community purposes

20.52%

LOCAL GOVERNMENT AREA

**Shire of Mitchell
(including Shire of
Macedon)**

Clubs

Number of Community Benefit Statements Lodged
(as at 13 January 2009)

4

2007-2008 Net Gaming Revenue ("NGR")

**\$
12,193,354**

Community Benefit Statements Claims

\$

Category 1 - Employment Expenses	1,884,776
Category 2 - Gifts of Funds	36,369
Category 3 - Sponsorships	15,714
Category 4 - Gifts of goods to the community	8,846
Category 5 - Voluntary services provided to the community	146,424
Category 6 - Volunteer expenses	10,046
Category 7 - Activities subsidised	141,238
Category 8 - Fixed assets provided	456,627
Category 9 - Direct and Indirect costs	160,515
TOTAL	2,860,555

Percentage of NGR claimed for community purposes

23.46%

LOCAL GOVERNMENT AREA

**Shire of Moira
(including Shires of
Alpine and
Towong)**

Clubs

Number of Community Benefit Statements Lodged
(as at 13 January 2009)

4

2007-2008 Net Gaming Revenue ("NGR")

**\$
4,900,148**

Community Benefit Statements Claims

\$

Category 1 - Employment Expenses	784,026
Category 2 - Gifts of Funds	14,701
Category 3 - Sponsorships	10,224
Category 4 - Gifts of goods to the community	1,732
Category 5 - Voluntary services provided to the community	5,892
Category 6 - Volunteer expenses	0
Category 7 - Activities subsidised	46,098
Category 8 - Fixed assets provided	121,355
Category 9 - Direct and Indirect costs	161,073
TOTAL	1,145,101

Percentage of NGR claimed for community purposes

23.37%

LOCAL GOVERNMENT AREA

**Shire of Moorabool
(including Shire of
Melton)**

Clubs

Number of Community Benefit Statements Lodged
(as at 13 January 2009)

4

2007-2008 Net Gaming Revenue ("NGR")

**\$
16,027,819**

Community Benefit Statements Claims

\$

Category 1 - Employment Expenses	1,929,808
Category 2 - Gifts of Funds	573
Category 3 - Sponsorships	143,538
Category 4 - Gifts of goods to the community	17,269
Category 5 - Voluntary services provided to the community	142,070
Category 6 - Volunteer expenses	0
Category 7 - Activities subsidised	150,991
Category 8 - Fixed assets provided	437,601
Category 9 - Direct and Indirect costs	466,698
TOTAL	3,288,548

Percentage of NGR claimed for community purposes

20.52%

LOCAL GOVERNMENT AREA



Clubs

Number of Community Benefit Statements Lodged
(as at 13 January 2009)

7

2007-2008 Net Gaming Revenue ("NGR")

**\$
27,663,393**

Community Benefit Statements Claims

\$

Category 1 - Employment Expenses	3,956,480
Category 2 - Gifts of Funds	1,049,338
Category 3 - Sponsorships	60,047
Category 4 - Gifts of goods to the community	10,415
Category 5 - Voluntary services provided to the community	200,010
Category 6 - Volunteer expenses	76,473
Category 7 - Activities subsidised	115,218
Category 8 - Fixed assets provided	662,262
Category 9 - Direct and Indirect costs	883,325
TOTAL	7,013,569

Percentage of NGR claimed for community purposes

25.35%

LOCAL GOVERNMENT AREA

**Shire of Nillumbik
(including City of
Whittlesea)**

Clubs

Number of Community Benefit Statements Lodged
(as at 13 January 2009)

6

2007-2008 Net Gaming Revenue ("NGR")

**\$
14,429,520**

Community Benefit Statements Claims

\$

Category 1 - Employment Expenses	2,208,290
Category 2 - Gifts of Funds	43,939
Category 3 - Sponsorships	13,592
Category 4 - Gifts of goods to the community	14,188
Category 5 - Voluntary services provided to the community	352,790
Category 6 - Volunteer expenses	2,331
Category 7 - Activities subsidised	201,152
Category 8 - Fixed assets provided	274,711
Category 9 - Direct and Indirect costs	530,917
TOTAL	3,641,910

Percentage of NGR claimed for community purposes

25.24%

LOCAL GOVERNMENT AREA

**Shire of Northern
Grampians
(including Shire of
Southern
Grampians)**

Clubs

Number of Community Benefit Statements Lodged
(as at 13 January 2009)

3

2007-2008 Net Gaming Revenue ("NGR")

**\$
6,015,650**

Community Benefit Statements Claims

\$

Category 1 - Employment Expenses	842,755
Category 2 - Gifts of Funds	33,195
Category 3 - Sponsorships	35,789
Category 4 - Gifts of goods to the community	8,350
Category 5 - Voluntary services provided to the community	190,040
Category 6 - Volunteer expenses	0
Category 7 - Activities subsidised	11,640
Category 8 - Fixed assets provided	155,634
Category 9 - Direct and Indirect costs	105,615
TOTAL	1,383,017

Percentage of NGR claimed for community purposes

22.99%

LOCAL GOVERNMENT AREA

**Shire of South
Gippsland
(including Shire of
Cardinia)**

Clubs

Number of Community Benefit Statements Lodged
(as at 13 January 2009)

4

2007-2008 Net Gaming Revenue ("NGR")

**\$
14,293,054**

Community Benefit Statements Claims

\$

Category 1 - Employment Expenses	2,080,110
Category 2 - Gifts of Funds	101,385
Category 3 - Sponsorships	2,679
Category 4 - Gifts of goods to the community	24,107
Category 5 - Voluntary services provided to the community	87,065
Category 6 - Volunteer expenses	2,084
Category 7 - Activities subsidised	181,429
Category 8 - Fixed assets provided	2,059,454
Category 9 - Direct and Indirect costs	909,021
TOTAL	5,447,334

Percentage of NGR claimed for community purposes

38.11%

LOCAL GOVERNMENT AREA

**Shire of Southern
Grampians
(including Shire of
Northern
Grampians)**

Clubs

Number of Community Benefit Statements Lodged
(as at 13 January 2009)

3

2007-2008 Net Gaming Revenue ("NGR")

**\$
6,015,650**

Community Benefit Statements Claims

\$

Category 1 - Employment Expenses	842,755
Category 2 - Gifts of Funds	33,195
Category 3 - Sponsorships	35,789
Category 4 - Gifts of goods to the community	8,350
Category 5 - Voluntary services provided to the community	190,040
Category 6 - Volunteer expenses	0
Category 7 - Activities subsidised	11,640
Category 8 - Fixed assets provided	155,634
Category 9 - Direct and Indirect costs	105,615
TOTAL	1,383,017

Percentage of NGR claimed for community purposes

22.99%

LOCAL GOVERNMENT AREA

**Shire of
Strathbogie
(including Shires of
Campaspe and
Gannawarra)**

Clubs

Number of Community Benefit Statements Lodged
(as at 13 January 2009)

4

2007-2008 Net Gaming Revenue ("NGR")

**\$
9,777,948**

Community Benefit Statements Claims

\$

Category 1 - Employment Expenses	1,445,459
Category 2 - Gifts of Funds	13,733
Category 3 - Sponsorships	169,806
Category 4 - Gifts of goods to the community	1,837
Category 5 - Voluntary services provided to the community	22,359
Category 6 - Volunteer expenses	2,500
Category 7 - Activities subsidised	278,504
Category 8 - Fixed assets provided	344,421
Category 9 - Direct and Indirect costs	97,006
TOTAL	2,375,626

Percentage of NGR claimed for community purposes

24.30%

LOCAL GOVERNMENT AREA

**Shire of Towong
(including Shires of
Alpine and Moira)**

Clubs

Number of Community Benefit Statements Lodged
(as at 13 January 2009)

4

2007-2008 Net Gaming Revenue ("NGR")

**\$
4,900,148**

Community Benefit Statements Claims

\$

Category 1 - Employment Expenses	784,026
Category 2 - Gifts of Funds	14,701
Category 3 - Sponsorships	10,224
Category 4 - Gifts of goods to the community	1,732
Category 5 - Voluntary services provided to the community	5,892
Category 6 - Volunteer expenses	0
Category 7 - Activities subsidised	46,098
Category 8 - Fixed assets provided	121,355
Category 9 - Direct and Indirect costs	161,073
TOTAL	1,145,101

Percentage of NGR claimed for community purposes

23.37%

LOCAL GOVERNMENT AREA**Shire of Wellington****Clubs**

Number of Community Benefit Statements Lodged

7

(as at 13 January 2009)

\$

2007-2008 Net Gaming Revenue ("NGR")

19,851,627**Community Benefit Statements Claims****\$**

Category 1 - Employment Expenses	2,625,439
Category 2 - Gifts of Funds	66,325
Category 3 - Sponsorships	181,915
Category 4 - Gifts of goods to the community	23,590
Category 5 - Voluntary services provided to the community	336,338
Category 6 - Volunteer expenses	4,150
Category 7 - Activities subsidised	465,283
Category 8 - Fixed assets provided	847,963
Category 9 - Direct and Indirect costs	475,173
TOTAL	5,026,176

Percentage of NGR claimed for community purposes

25.32%

LOCAL GOVERNMENT AREA

**Shire of Yarra
Ranges**

Clubs

Number of Community Benefit Statements Lodged

5

(as at 13 January 2009)

2007-2008 Net Gaming Revenue ("NGR")

\$

11,980,313

Community Benefit Statements Claims

\$

Category 1 - Employment Expenses	1,472,400
Category 2 - Gifts of Funds	22,348
Category 3 - Sponsorships	15,515
Category 4 - Gifts of goods to the community	4,158
Category 5 - Voluntary services provided to the community	183,477
Category 6 - Volunteer expenses	2,616
Category 7 - Activities subsidised	134,309
Category 8 - Fixed assets provided	164,008
Category 9 - Direct and Indirect costs	380,499
TOTAL	2,379,330

Percentage of NGR claimed for community purposes

19.86%

LOCAL GOVERNMENT AREA

**Surf Coast Shire
(including Borough
of Queenscliffe)**

Clubs

Number of Community Benefit Statements Lodged
(as at 13 January 2009)

3

2007-2008 Net Gaming Revenue ("NGR")

**\$
4,087,314**

Community Benefit Statements Claims

\$

Category 1 - Employment Expenses	739,817
Category 2 - Gifts of Funds	1,040
Category 3 - Sponsorships	355
Category 4 - Gifts of goods to the community	0
Category 5 - Voluntary services provided to the community	111,873
Category 6 - Volunteer expenses	0
Category 7 - Activities subsidised	59,234
Category 8 - Fixed assets provided	75,604
Category 9 - Direct and Indirect costs	157,695
TOTAL	1,145,618

Percentage of NGR claimed for community purposes

28.03%